

State University of New York College at Buffalo - Buffalo State University

## Digital Commons at Buffalo State

---

Buffalo Belles Newsletters

Madeline Davis Gay, Lesbian, Bisexual,  
Transgender Archives of Western New York

---

11-1995

### November 1995

Buffalo Belles

Follow this and additional works at: <https://digitalcommons.buffalostate.edu/buffalobelles>



Part of the [Feminist, Gender, and Sexuality Studies Commons](#), [History Commons](#), and the [Museum Studies Commons](#)

---

#### Recommended Citation

Buffalo Belles, "November 1995" (1995). *Buffalo Belles Newsletters*. 18.  
<https://digitalcommons.buffalostate.edu/buffalobelles/18>

This Book is brought to you for free and open access by the Madeline Davis Gay, Lesbian, Bisexual, Transgender Archives of Western New York at Digital Commons at Buffalo State. It has been accepted for inclusion in Buffalo Belles Newsletters by an authorized administrator of Digital Commons at Buffalo State. For more information, please contact [digitalcommons@buffalostate.edu](mailto:digitalcommons@buffalostate.edu).

# BUFFALO BELLES

Address Correspondence  
To  
Buffalo Belles  
P.O. Box 1701  
Anherst, N.Y. 14226-1701

HOTLINE: (716) 643-2626  
NU PHI CHI

NOVEMBER, 1995

Pres. Denise Miller  
Tres./VP: Janice Gnau  
Newsletter: Kathy Lorraine  
Helper Wench: Jean H.

Dear Sisters,

The October meeting had a nice turnout. The tag sale was a failure except for Holly, whom was able to sell a couple of wigs that were not now needed now that she goes "natural". No one else brought anything to sell! I guess that they don't have anything that needs a new home.

Despite the lack of items for the sale, a fine meeting ensued. Another evening of conversation,

and joy in our released female natures. Not much business transpired. But before too long, four hours had passed and it was time for the girls to depart once again, to soon. We would like to give a special welcome to Erica who is Cindy's girlfriend and to Sheryl who attended her second meeting as a guest.

Despite all of my fore warning, good things continue to happen! The couples group held it's first gathering recently. Jean, Patti, Rene, Nancy and Tammy were accompanied by their spouses for dinner out recently. From what I was told it was a great success and future outings are planned. If you have a significant other, who has knowledge of your second self, this may be a vehicle you have longed for to bring about a chance to improve your relationship. (The general feelings were that everyone was surprised to see that we are normal people with a special gift to see the assets and hindrances of the opposite sexes. Which makes us very special people. The real

## ATTENDEES

JEAN H.  
JANICE G.  
PATTI J.  
HOLLY I.  
RENE K.  
KATHY L.  
KATHRYN B.  
FRANCES L.  
COLLEEN R.

NANCY M.  
MICHELLE S.  
MICHELLE G.  
CINDY H.

GUEST:  
ERICA & SHERYL

ladies enjoyed each others company so much some of them are planning outings without us. Bummer. (Jean)) For those of you hidden in the closet, this group may be your life jacket someday in the future when you are brought out in one way or another. Hopefully this group will grow and prosper.

There was some dissatisfaction voiced about the return address labels printed on last month's newsletter. Our name and address has always appeared, just not as large. It will be smaller from now on. We must continue to remember our main purpose is to provide a safe and secure meeting environment for us. While I got you looking at your envelope, is there any corrections you wish to make? We also offer a no return address shown for those who wish. If anyone was upset by this, we're sorry! If it makes anyone feel better, you should see my return label. Under the address was a pretty cartoon character in color of a pretty blond lady. I thought everyone of you got the same! Sure Jean, only print the



good pictures of me where only I will see them.

The Nite out, second meeting hasn't met with to much success so far! The Curtain Up play had only one attending the party at club Marcella that I am aware of, Cindy and Erica. The following night was the dinner and tour of Niagara Falls. About a dozen girls from Erie and Syracuse made it here but only Janice joined them for the Nite Out. Not to good of a showing, but these events were not really organized or publicized to well due to the time factor. Now the next one should be different. Don't forget the national holiday for Cross Dressers is upon us. No, not election day, but Halloween! Remember meet at Compton's at 9:00 on Saturday the 28th for our night out of trick and treating. This is probably the time that more CD'ers have used for their first time out than any other. The group will probably venture to other establishments from there.

If you have failed to send in your Riverside reservation, you are probably too late. It has been sold out. The known to me continent representing the Belles this year are Patti, Janice, Kathy, Denise, Rene and Tammy. Is anyone else going? Probably your only chance for a room call be a cancellation. If you are really ready to go, give the hotline a call and let us know.

We are still looking for your help!!!

Last month I mentioned a couple of jobs we need filled. So far no takers! Please get involved girl!! We need you! We need one of you to plan programs for meetings. Another for the night out's. All are welcomed to write something for the newsletter. Someone to do outreach, publicity.

We put off the election issue this past summer until New Year's. You know, I really hate harping on this month after month, but it is fast approaching! What are going to do?

Michelle S. is interested in weather anyone would be interested in sharing the cost of an apartment? Not for permanent living, but for storage, dressing etc. of the feminine side of ourselves. This is for those who live in

the closet. While, how much etc. is a question that the interested ones would have to work out among themselves. If you are renting hotel rooms, storage lockers, or maintaining a large box up in the attic that you will tell the family... "don't ever go near it,... kind of has some things that I brought back from Nam... in it and they get real touche with age." maybe this is something worth exploring. The first thing needed is a rough count. Are you interested?

Respond soon, in some way. Maybe you'll be able to find some French Maid fetish type to do your cleaning for free!!



## CALENDAR

- October 28 - Halloween nite Out. Meet at 9:00pm Comptons Bar - Tour the "Hot Spots" of the friendly bars of Buffalo. ( CD'ers Holiday)
- November 4 - Buffalo Belles regular meeting. Makeup/overs tentative.
- “ 10-12 Riverside weekend
- “ 15-20 Holiday En Femm Calgary. Tri-Ess National.
- December 1 - Xpression's does a one day repeat of spring fling at Niagara on the lake.
- December 2 - Buffalo Belles regular meeting. The Christmas Party Night. Bring a unwrapped gift for a child and a five dollar gift for the gift exchange for us girls.

# STATISTICAL TOILETTE

Percentage of women who use mascara seven days a week: 45%

Average number of times lipstick is applied per week: 16 times

Average time spent grooming in the morning by women: 45min.

Average time spent grooming in the morning for men: 15min

Percentage of women who read in the bathroom: 67% — Men: 80%

The average use by women on a weekday morning: deodorant- 82%, shampoo- 63%, blush- 40%, false eyelashes- 3%

Number times a week the average women shaves: 2.8      Percentage of who shave daily in the summer: 29%

Average growth of finger nails per day: 1/10 millimeter

## The Scarf

Today's latest fashions are accented by the most versatile accessory a woman can own —

Exciting new trends in scarves, including luxurious fabrics and new sizes, are enabling women to create the look they want...career, dressy, fun, sporty or even sexy.

Berkshire has created this scarf tying book to help you make a fashion statement with your scarves. It contains fifteen ways to tie and wear scarves...but the possibilities are endless. We're sure these easy-to-tie techniques will bring new excitement to your wardrobe.



### Classic Knot



- 1) Fold a scarf in a triangle and flip one end over the other.
- 2) Take the top end around and behind the lower end.
- 3) Pull it through and tighten.

SQUARE SCARF

### Accordion Bow




- 1) Fold the scarf into an oblong.
- 2) Pleat it with accordion folds and wrap it around the neck.
- 3) Flip one end over the other and into a complete knot. Fan out the pleats.



### Neck Wrap



- 1) Fold scarf into a triangle with the point in front.
- 2) Cross the ends behind the neck.
- 3) Tie in the front using a classic knot.



SQUARE SCARF

### The Bib



- 1) Make a knot at the center of the wrong side of a scarf.
- 2) Flip the scarf back over to the correct side and make a triangle.
- 3) Place around the neck and knot in the back.

SQUARE SCARF

### Ascot Wrap




- 1) Place the scarf's center in the front. Cross the ends in back of the neck and to the front again.
- 2) Leave ends loose and flip over each other.



OBLONG SCARF

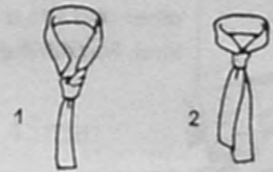


## Pleated Drape



- 1) Form a simple knot close to the end of a scarf.
- 2) Accordion pleat the other end. Leave enough scarf between the pleats and knot to go around the neck.
- 3) Let go of the pleats in one hand holding them in the other.
- 4) Put the scarf around the neck and push the pleated end into the knot. Tighten the knot and fan out the pleats.


## Slip Knot



- 1) With one end longer than the other, place the scarf around the neck. Tie a knot in the longer end.
- 2) Put the other end into it and tighten.

OBLONG SCARF

## Forehead Bow



- 1) Fold a scarf in half lengthwise and place around the head.
- 2) 3) Form a bow.



## Flower Knot

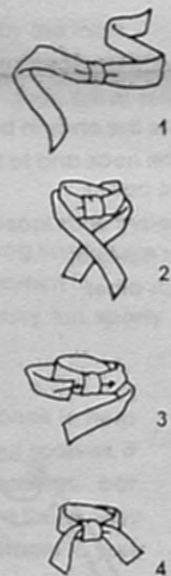


- 1) Put scarf around the neck and make a double knot.
- 2) Twist both ends together until they coil.
- 3) Wrap the coil around the knot.
- 4) Tuck the ends in the back of the flower.

OBLONG SCARF



## Fake Bow

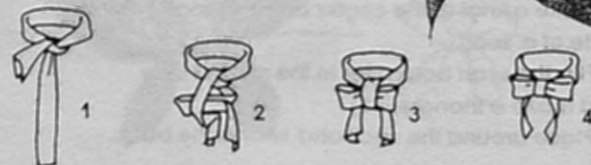


- 1) Make a knot in the center of a scarf and place it under the chin.
- 2) Cross ends in back of the neck and around to the front.
- 3) Place each end into the knot in opposite directions.
- 4) Tighten.

## The Bow



- 1) Put scarf around the neck and flip one end over the other. Leave the top end longer.
- 2) Pull the lower end into a loop and take the upper end around the lower end.
- 3) Push it through the back loop forming another loop.
- 4) Pull to tighten and adjust.



OBLONG SCARF

## Shawls



The Cocoon

The One Shoulder

- The Cocoon—Knot the ends together on the wrong side of a scarf. Turn scarf inside out and wear as shown.
- The One Shoulder—Fold scarf into a triangle and wear as shown.

## Coat Wraps



Shoulder Wrap

Head Wrap

Shoulder Wrap—Fold scarf into a triangle and wear as shown.

Head Wrap—Fold scarf into a triangle and place on the head. Cross the ends under the chin and place in the back.

EXTRA LARGE SQUARE SCARF

April 27, 1995

Dear Kathy,

Alright already! So you've got my lousy fifteen bucks for dues! I won't be able to eat for the next week, but that's OK! (only kidding!).

Hope everything's well with all the "Belles". I like the new format for the newsletter-kudos for those responsible.

All is pretty much going well here in the "Desert Paradise"-I don't think anyone got murdered in Phoenix today-that must be a record in itself!

As you already know, I'm going to Montreal for surgery on June 26<sup>th</sup>. I can't wait! It's hard to believe that it's been such a short time since I first set foot out the door completely dressed back in July of 1992 and have been living full time for over a year! Wow! And NO REGRETS.

There are a few things I'd like to share with you and the other girls regarding going full time and maybe contemplating surgery. Some food for thought.

I've always been good at visualizing things-If your imagination can conceptualise something, it can become reality-the stuff dreams are made of. I could actually see myself as a passable, functioning female in society-happy, fulfilled and well adjusted. Getting up every morning: hair and makeup routines becoming second nature. Dressed for success is what I finally feel comfortable wearing. A quick bowl of cereal, juice, coffee and I'm out the door revelling in another day of feminine bliss! Smiling all day long in what will prove to be "my life as it always should have been." Sound to good to be true? It is true! But for me, I think it lasted about 2 weeks! The saying: 'The more things change, the more they stay the same' definitely applies here. I know that sounds strange but it's true. The "real life test" of living as a female for a year or two involves much more than your "gender issues". The world can still end up being a very un-rewarding place to live, whether male or female.

I think a lot us blame our gender dysphoria for everything we're unsatisfied with in our lives: When I live as a female I'll lose the weight I

always wanted to, people will like me better, I'll love my job, my golf handicap will improve! and the list goes on and on. Truth is, all those things we were unhappy with before will still be there after we take the "big step". This is where reality rears its ugly head. Take a long hard look at what you really want in life.

So much for "Captain bringdown". AS for me, I'm so concerned with other issues in my life (career for one) that there are many times I forget what I'm going through with regard to gender issues. I still have to pay bills, fight traffic, deal with ignorant people, stress on the job, family problems...you get the picture. The more things change, the more they stay the same! Sure, you might be happy with the woman you see in the mirror every morning, but will everyone else? You're going to have good days and bad days.

I could sit here and pat myself on the back all day for what I've accomplished, but it wouldn't matter. I have so much further to go, well beyond surgery. My dreams don't stop there, nor should yours.

Many of you may never contemplate "going all the way". There's nothing wrong with that at all. But for those who may be heading in that direction, there's no magic in having an "F" on your drivers license or using the ladies room at work. The novelty of that wears off pretty quick.

Take a look deep into your soul as I have. Most importantly, do your dreaming with both eyes open. My thoughts and prayers are with you all, as we endeavor on life's journey in search of happiness. I look forward to seeing you all when I'm back in Buffalo this summer.

Love,

Kelly Wright

P.S. If anyone would like to contact me, Kathy has my address.

\*\*\*\*\*

As previously reported, Kelly had success full surgery in late June. Hopefully I can we can get Post-op report one of these days.

All our best wishes, Kelly!!